

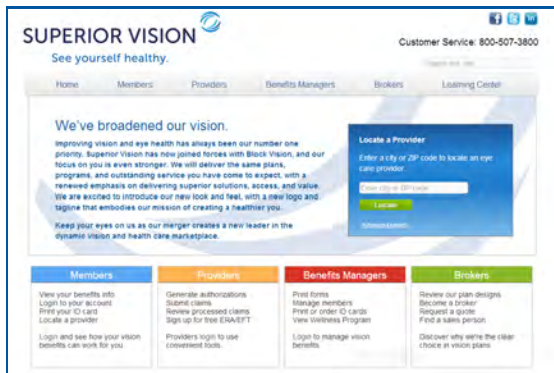
# Getting Started Guide: Member Portal



The member portal gives you quick access to your vision benefits information. Member account information is shared by all covered family dependents; family members may log in as the primary member.

## Logging In

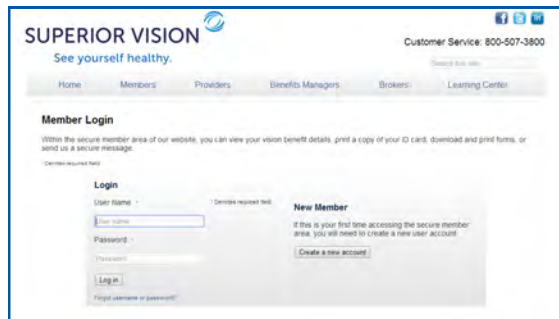
You can access the member portal by visiting our website at SuperiorVision.com.



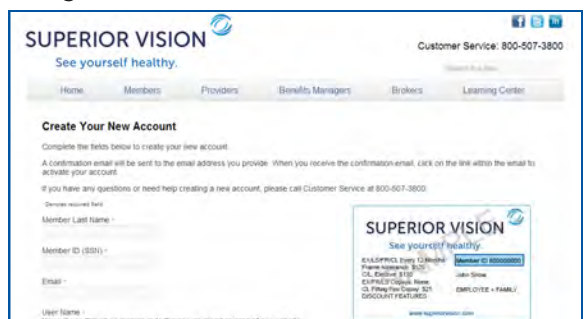
From the home page of our website, select the “Member” link.



From the member home page, click the “Login” button.



If you have already set up your account, enter your user name and password, if not, click the button “Create a new account.”



The Create Your New Account page allows you to set up your own user name and password for the secure member portal. You will have immediate access.

## Key Functions

Within the secure area, you will have access to key functions for using your benefits:

- Locate a provider
- View your benefits coverage
- Request and print ID cards
- Manage your profile
- Download forms

## Customer Service

800.507.3800

Monday—Friday

5:00 am to 6:00 pm PST

Saturday

8:00 am to 1:30 pm PST