

COUNCIL **EXECUTIVE** REPORT

AUGUST / 2021



MaranaAZ.gov/Council-Reports

INTRODUCTION

This issue of the Council Executive Report provides a summary of the Town's performance during August 2021. The information is organized in sections based on the Town's General Plan:

LAND MANAGEMENT: How Marana plans to use the land and where the Town expects growth.

BUILT ENVIRONMENT: Man-made structures built on the land. It is used to describe all structures, facilities and other physical infrastructure, and includes urban and rural development, telecommunications, utility networks, transportation systems, and sewer treatment and conveyance systems.

RESOURCE MANAGEMENT: Provides guidance in managing Marana's renewable and non-renewable resources. Elements include open space and trails, cultural resources, water resources and energy.

PEOPLE AND COMMUNITY: Marana values its citizens, businesses and visitors and strives to create a high quality of life. This theme ensures that citizen, business and visitor needs are addressed equally and includes public safety, parks and recreation, economic vitality and community involvement.

COUNCILMEMBERS

Mayor Ed Honea

Vice Mayor Jon Post

Councilmember Patti Comerford

Councilmember Jackie Craig

Councilmember Herb Kai

Councilmember John Officer

Councilmember Roxanne Ziegler

TABLE OF CONTENTS

- LAND MANAGEMENT
 - Development Projects 4

- BUILT ENVIRONMENT
 - Capital Improvement Projects 7
 - August Permitting Report..... 9

- RESOURCE MANAGEMENT
 - Water Connections & Service Provision..... 10

- PEOPLE AND COMMUNITY
 - New Businesses 11
 - Public Services.....12

LAND MANAGEMENT

This list outlines Development Services projects in August. Projects can be in process for various lengths of time and will show up for several months after initial submittal until completed.

RESIDENTIAL

1. Linda Vista Village @ Cascada, I, II & III (NEW)

Size: 255 lots / 196.08 acres
Applicant: Presidio Engineering
Status: 1st submittal under review
[Submittal 1](#)

2. Desert Cardinal Lots 1-4 Final Plat (NEW)

Size: 4 lots / 13.24 acres
Applicant: Oracle Engineering
Status: 1st submittal under review
[Submittal 1](#)

3. Gladden Bk 28 Lots 1-136 Final Plat (NEW)

Size: 136 lots / 25.88 acres
Applicant: Rick Engineering Co.
Status: 1st submittal under review
[Submittal 1](#)

4. Gladden Bk 38B Lots 1-148 (NEW)

Size: 148 lots / 52.3 acres
Applicant: Rick Engineering Co.
Status: 1st submittal under review
[Submittal 1](#)

5. Gladden Bk 34 Final Plat (NEW)

Size: 168 lots / 32.89 acres
Applicant: Rick Engineering Co.
Status: 1st submittal under review
[Submittal 1](#)

6. Joplin Estates Lts 1-185 Final Plat (NEW)

Size: 185 lots / 52 acres
Applicant: Perry Engineering
Status: 1st submittal under review
[Submittal 1](#)

7. Solstice Marana at Aerie Riverwalk (NEW)

Size: 22.5 acres
Applicant: Cypress Civil Development
Status: 1st submittal under review
[Submittal 1](#)

8. Saguaro Bloom 7C Final Plat Lots 380-496

Size: 116 lots / 29.6 acres
Applicant: D.R. Horton
Status: 1st submittal under review
[Submittal 1](#)

9. Encantada at Marana Center Apartments

Size: 13.6 acres
Applicant: HSL Construction Services
Status: 1st submittal under review
[Submittal 1](#)

10. Gladden II Bk 42 Lots 1-157 Final Plat

Size: 157 lots / 26.5 acres
Applicant: Rick Engineering, LLC
Status: 1st submittal under review
[Submittal 1](#)

COMMERCIAL NEW BUILD

1. Rockside Dental Expansion DPP (NEW)

A development plan package for the expansion of Rockside Dental's office, located SE of Silverbell Rd. & Continental Reserve Loop
Applicant: Murray Hill LLC
Status: 1st submittal under review

2. Vroom Slide Systems DPP (NEW)

A development plan package for development of a new RV slide system manufacturing/installation facility located S of Tangerine Rd & Tangerine Business Park Loop
Applicant: Vroom Engineering & Manufacturing Inc.
Status: 1st submittal under review

3. QT #1474 DPP (NEW)

A development plan package for a new gas station and convenience store located SE of Twin Peaks Rd and Marana Center Blvd
Applicant: QuikTrip Corporation
Status: 1st submittal under review

4. Breakers 40 Preliminary Plat (NEW)

Preliminary plat review for proposed mixed-use commercial/industrial development located S of Marana Tech Rd and Tangerine Rd
Applicant: Cypress Civil Development
Status: 1st submittal under review

5. Breakers 40 Final Plat (NEW)

Final plat review for a proposed mixed-use commercial/industrial development located S of Marana Tech Rd and Tangerine Rd
Applicant: Cypress Civil Development
Status: 1st submittal under review

6. Ventana Instrument Manufacturing II

A building permit for construction of a new 60,437 sq/ft storage facility located W of Tangerine Rd and I10.
Applicant: Advantech Facility Design Inc
Status: 1st submittal under review

7. Breakers 40 Development Plan

Development plan review for a proposed mixed-use commercial/industrial development located S of Marana Tech Rd and Tangerine Rd.
Applicant: Cypress Civil Development
Status: 1st submittal under review

8. Life Self Storage

A proposed new commercial building located N of Cortaro Farms Rd. and I10.
Applicant: RKA Architects
Status: 1st submittal under review

9. JD Russell Hangar

A proposed new aircraft hangar located at Marana Regional Airport.
Applicant: Carhuff+Cueva Architects, LLC
Status: 1st submittal under review

LAND MANAGEMENT

This list outlines Development Services projects in August. Projects can be in process for various lengths of time and will show up for several months after initial submittal until completed.

COMMERCIAL REMODEL

1. The Gate Church TI (NEW)

A proposed tenant improvement on an existing building for interior remodel. Located NE of Ina Rd and Oldfather Rd
Applicant: VVC Design

2. Apex Physical Therapy TI (NEW)

A proposed tenant improvement on an existing building for interior remodel. Located NE of Sandario Rd and Marana Main St
Applicant: VVC Design

3. Pascua Yaqui Kitchen Upgrade TI (NEW)

A proposed tenant improvement on an existing building for interior remodel. Located NE of Sandario Rd and Barnett Rd
Applicant: SPS+ Architects

4. Safelite Auto Glass Expansion (NEW)

A proposed tenant improvement on an existing building for interior remodel. Located SW of Ina Rd and Meredith Blvd
Applicant: Stern and Associates

5. Vero Amore Kitchen TI (NEW)

A proposed tenant improvement on an existing building for kitchen expansion. Located NE of Dove Mountain Blvd and Tangerine Rd
Applicant: FORS Architects + Interiors

6. Alive in Christ Lutheran Church TI (NEW)

A proposed tenant improvement on an existing building for interior remodel. Located S of Cortaro Rd and I10 Interchange
Applicant: GSquared Architecture

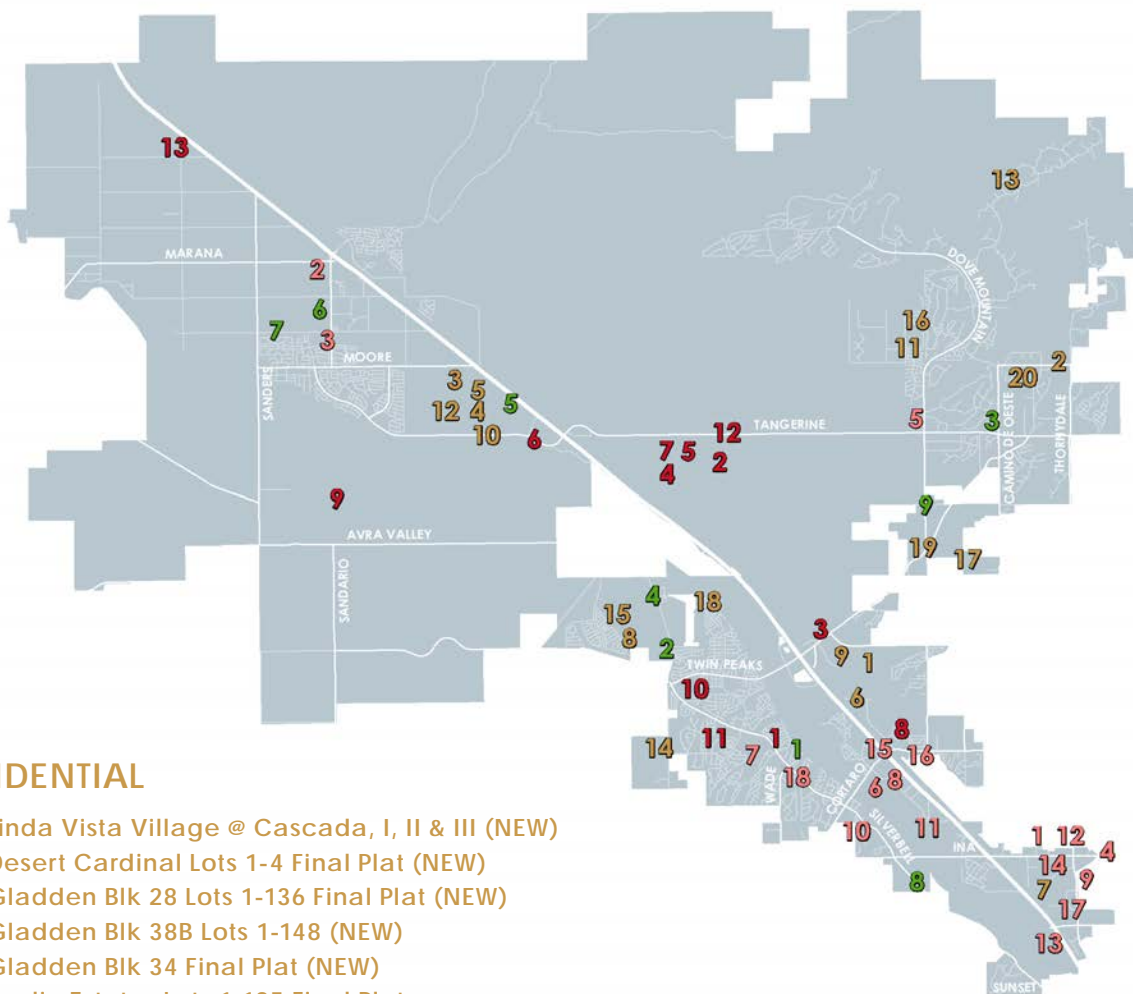
LAND USE

1. Remove Condition to Restrict Use as Vet Clinic (NEW)

Size: 1.62 acres
Applicant: DHP Investments LLC
Status: 1st submittal under review

LAND MANAGEMENT

This map shows the locations of Development Services projects in August. Please refer to the previous page or the [online projects map](#) for more details.



RESIDENTIAL

1. Linda Vista Village @ Cascada, I, II & III (NEW)
2. Desert Cardinal Lots 1-4 Final Plat (NEW)
3. Gladden Blk 28 Lots 1-136 Final Plat (NEW)
4. Gladden Blk 38B Lots 1-148 (NEW)
5. Gladden Blk 34 Final Plat (NEW)
6. Joplin Estates Lots 1-185 Final Plat
7. Solstice Marana at Aerie Riverwalk
8. Saguaro Bloom 7C Final Plat Lots 380-496
9. Encantada at Marana Center Apartments
10. Gladden Farms !! Blk 42 Lots 1-157 Final Plat

COMMERCIAL NEW BUILD

1. Rockside Dental Expansion DPP (NEW)
2. Vroom Slide Systems DPP (NEW)
3. QT #1474 DPP (NEW)
4. Breakers 40 Preliminary Plat (NEW)
5. Breakers 40 Final Plat (NEW)
6. Ventana Instrument Manufacturing II
7. Breakers 40 Development Plan
8. Life Self Storage
9. JD Russell Hangar

COMMERCIAL REMODEL

1. The Gate Church TI (NEW)
2. Apex Physical Therapy TI (NEW)
3. Pascua Yaqui Kitchen Upgrade TI (NEW)
4. Safelite Auto Glass Expansion (NEW)
5. Vero Amore Kitchen TI (NEW)
6. Alive in Christ Lutheran Church TI (NEW)

LAND USE

1. Remove Condition to Restrict Use as Vet Clinic (NEW)

ADDITIONAL RESOURCES: [Online Projects Map](#) / [Public Notices](#) / [Public Hearing Search](#)

BUILT ENVIRONMENT

CAPITAL DESIGN & CONSTRUCTION REPORT

The table tracks the process of major construction and design projects in the Town of Marana. Visit the [Current & Proposed Projects Map](#) for a comprehensive list.

DESIGN

1. Lon Adams Road Reconstruction

Description: Reconstruction of Lon Adams Rd from Grier Rd to Barnett Rd. This project will replace the existing pavement section, add sidewalks, ADA sidewalk ramps, lighting, landscaping, and will improve the drainage for the road and Ora Mae Harn Park.

Budget: \$4,130,000

Status: 100% Design **Construction Timeline:** FY 2022

2. Shared Use Path, Cal Portland Extension

Description: Connecting the Shared Use Path across the Cal Portland property.

Budget: \$3,000,000

Status: 95% Design

3. Twin Peaks Rd., Rattlesnake Pass Widening

Description: Widening of Rattlesnake Pass at Twin Peaks on the W side of I10.

Budget: \$13,300,000

Status: 30% Design

4. MMC Drainage Improvements

Description: Drainage improvements to the MMC Campus in Downtown Marana.

Budget: \$305,125

Status: 5% Design

CONSTRUCTION

5. Court Jury Assembly Room

Description: A tenant improvement to expand the jury room at the existing Courts building

Budget: \$500,000

Status: 85% Construction

6. TABY Downtown Roundabout

Description: Installation of landscape/hardscape beautification in Downtown Marana

Budget: \$400,000

Status: 0% Construction

7. 2022 Pavement Preservation Program

Description: Community-wide pavement preservation efforts for the Town of Marana.

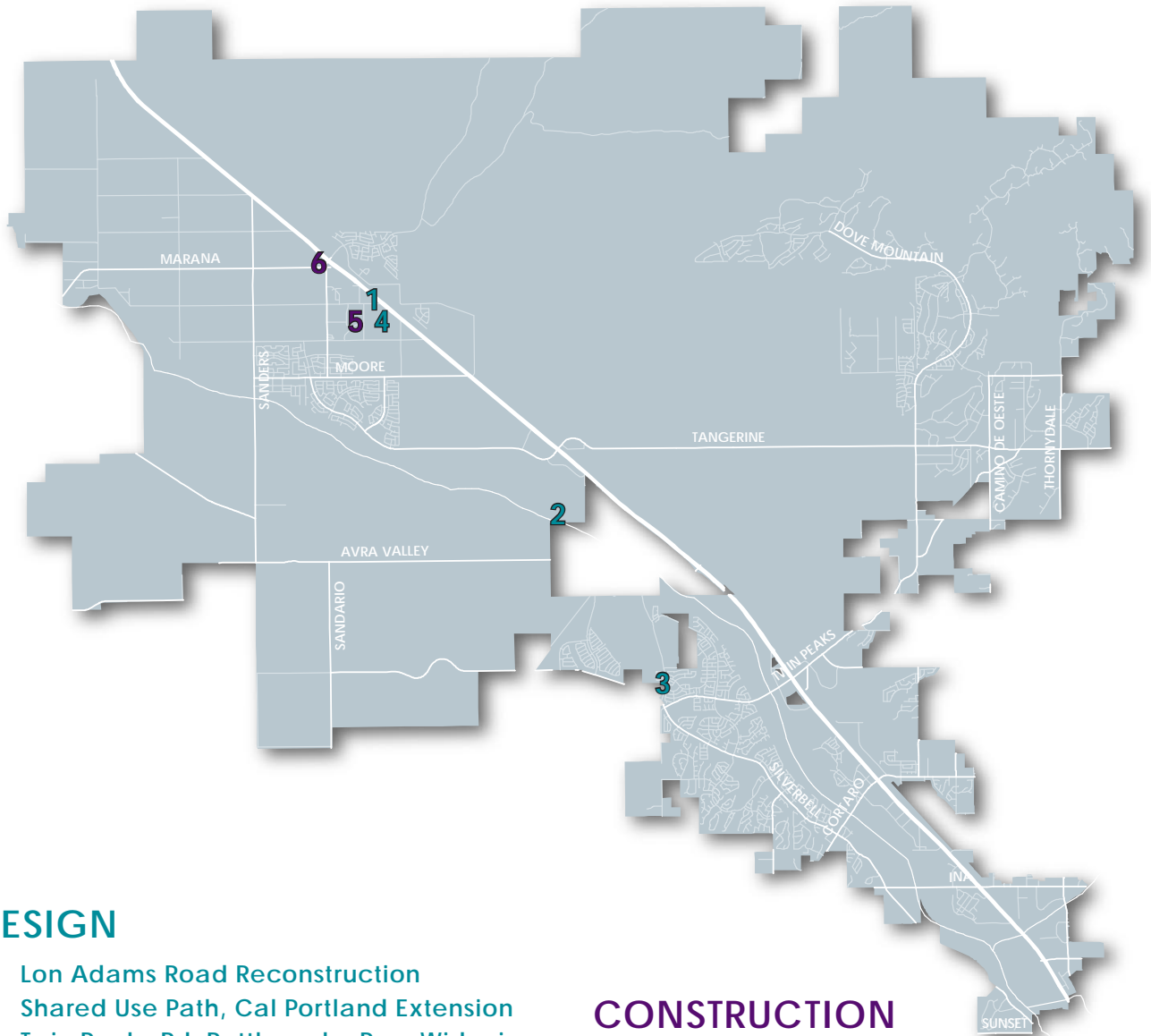
Budget: \$1,285,730

Status: 0% Construction

BUILT ENVIRONMENT

CAPITAL DESIGN & CONSTRUCTION MAP

The map below indicates the location of capital improvement projects in the Town of Marana.



DESIGN

1. Lon Adams Road Reconstruction
2. Shared Use Path, Cal Portland Extension
3. Twin Peaks Rd. Rattlesnake Pass Widening
4. MMC Drainage Improvements

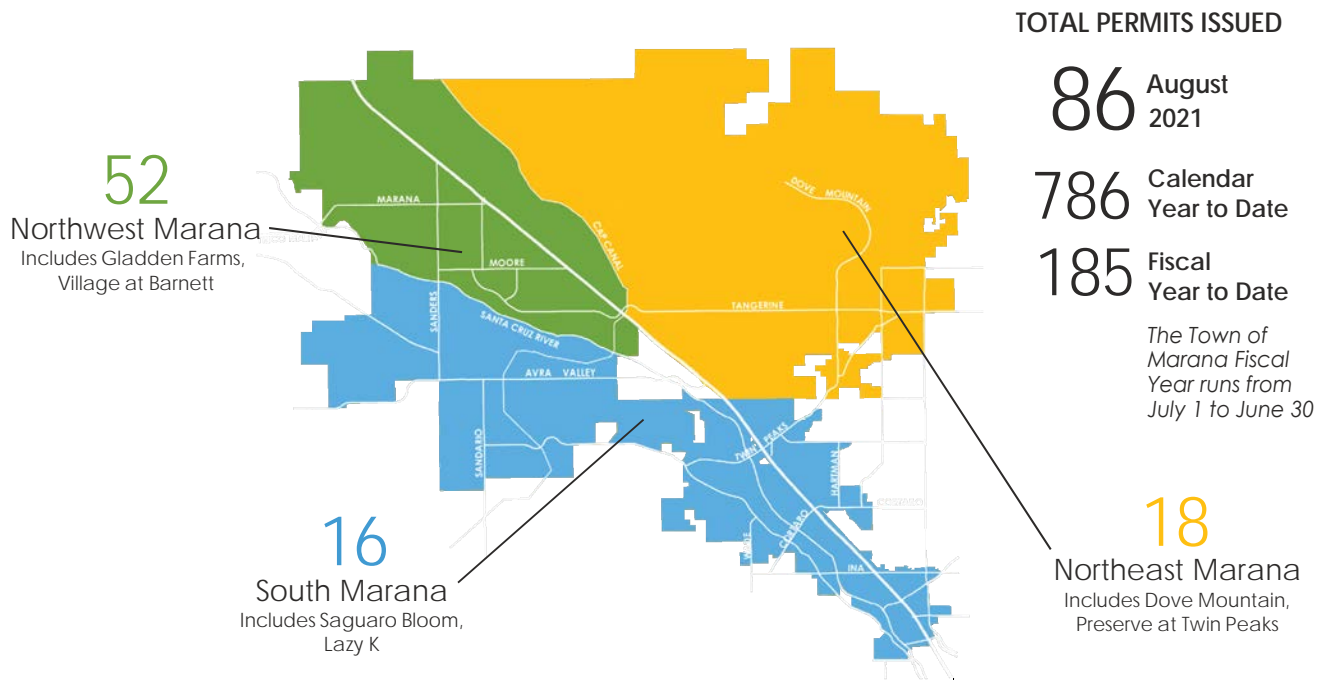
CONSTRUCTION

5. Court Jury Assembly Room
6. TABY Downtown Roundabout

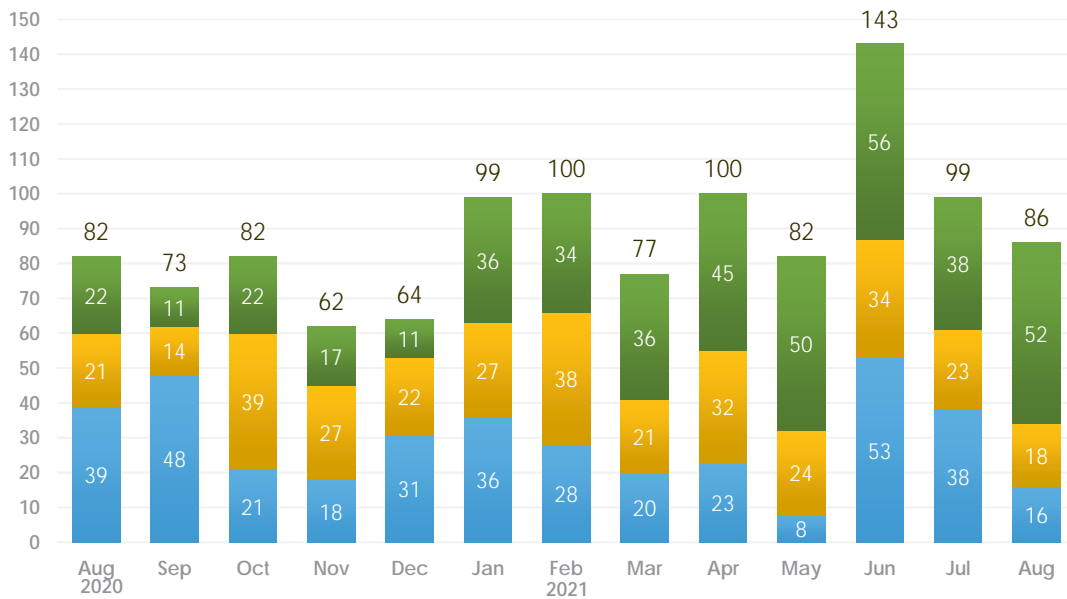
ADDITIONAL RESOURCES: [Online Projects Map](#) / [Public Notices](#) / [Public Hearing Search](#)

BUILT ENVIRONMENT

SINGLE FAMILY RESIDENTIAL PERMITS - BY REGION



SINGLE FAMILY RESIDENTIAL PERMITS - MONTHLY TREND



COMMERCIAL/OTHER PERMITS



8
Tenant Improvement



18
Pool/Spa Permits

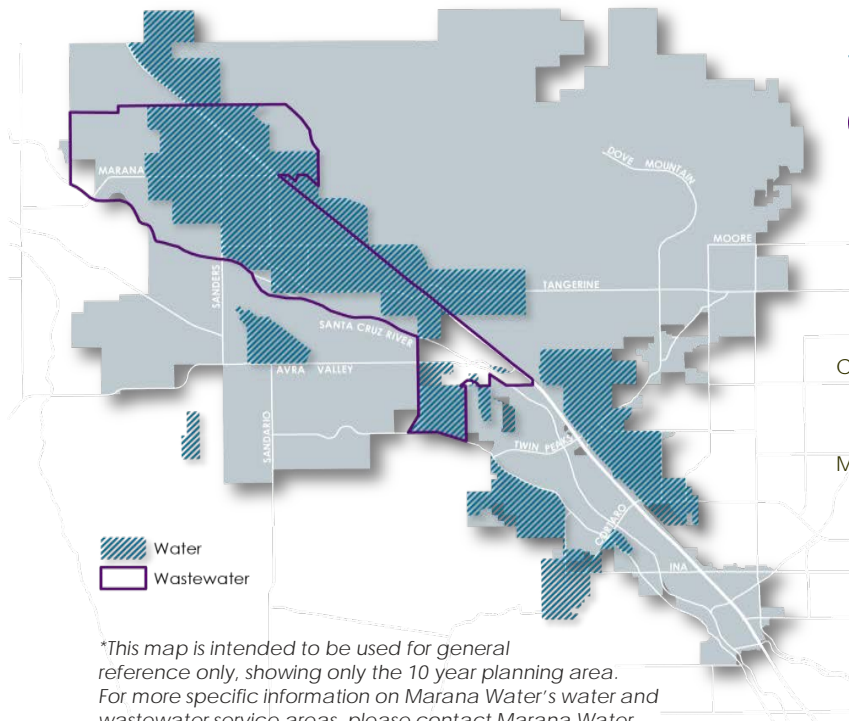


52
Solar Permits

RESOURCE MANAGEMENT

WATER/WATER RECLAMATION

SERVICE AREAS*

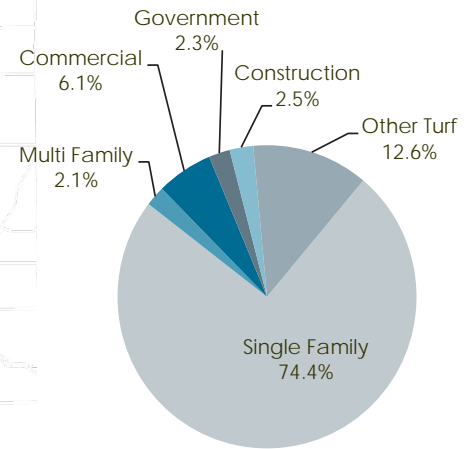


NEW CONNECTIONS / August 2021

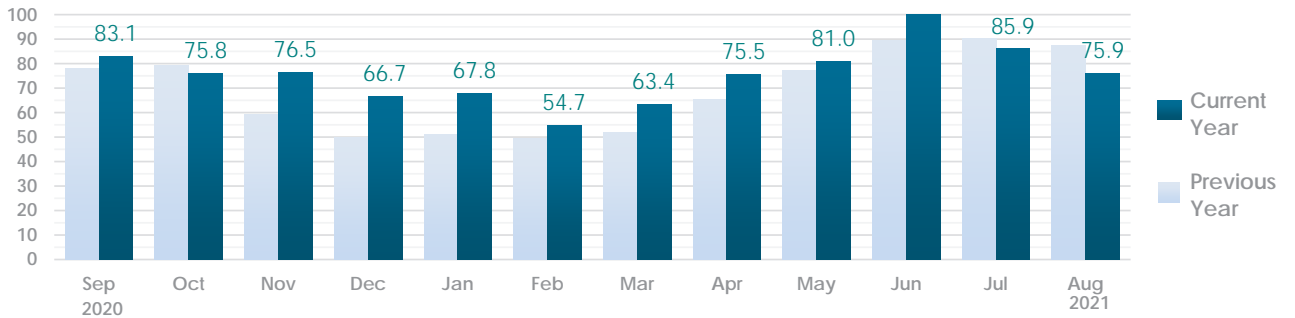
54 Water Meters Installed

64 Sewer Cards Issued

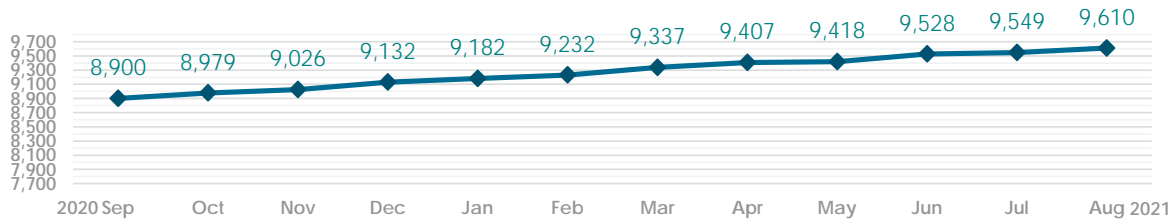
USAGE BY TYPE / August 2021



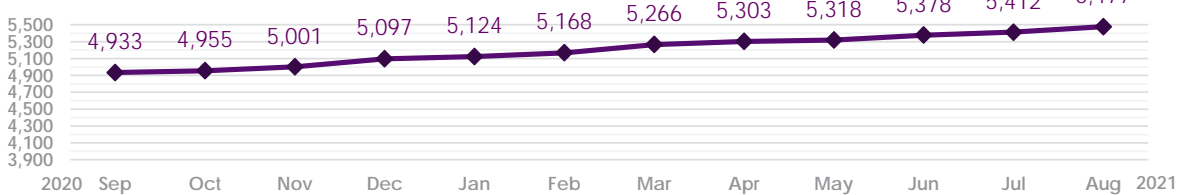
Millions of Gallons Billed Per Month



Water Customers

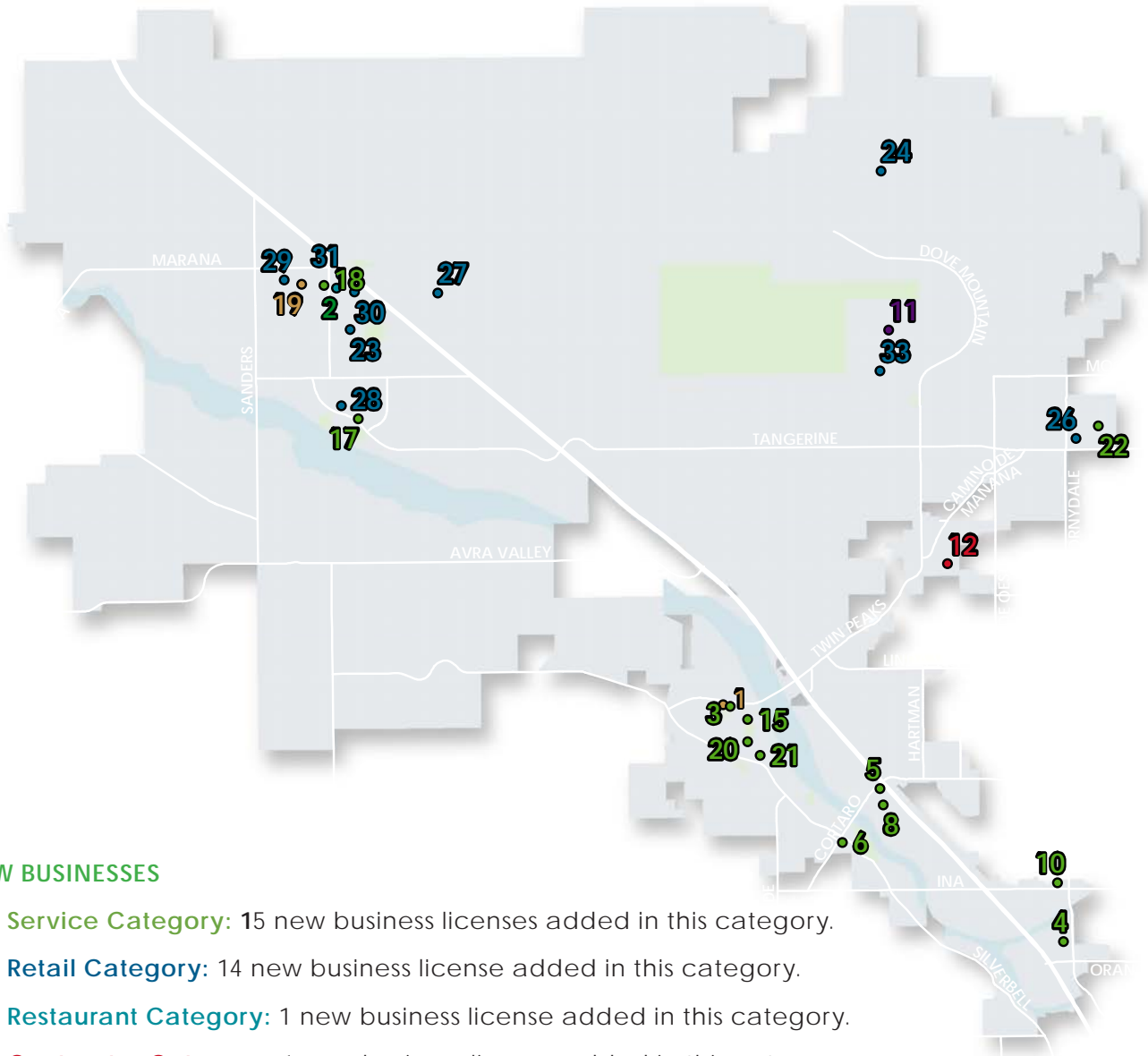


Sewer Customers



ECONOMIC VITALITY

AUGUST 2021 NEW BUSINESSES IN MARANA



NEW BUSINESSES

1. **Service Category:** 15 new business licenses added in this category.
2. **Retail Category:** 14 new business license added in this category.
3. **Restaurant Category:** 1 new business license added in this category.
4. **Contractor Category:** 1 new business license added in this category.
5. **Commercial Real Estate License:** 2 new license added in this category.
6. **Home Vacation Rentals:** 1 new license added in this category.

PEOPLE AND COMMUNITY

MARANA ANIMAL SERVICES

Service Metrics – July 2021

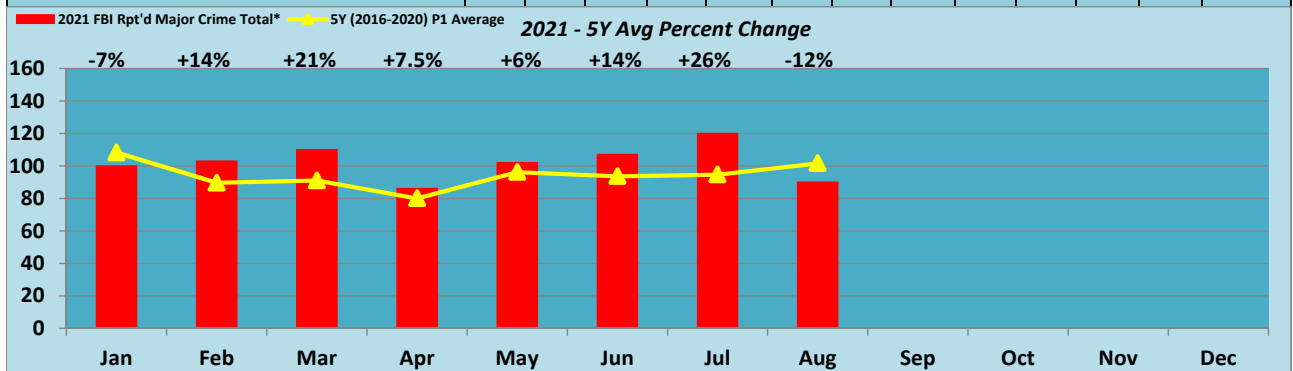
Pet Licenses Issued:	242
Stray Pets:	25
Stray Pets Returned to Owner:	16
Licensing Revenue:	\$6,595.00
Program Donations:	\$192.00
Pet Adoptions:	75

PUBLIC SAFETY

Crime Data – August 2021

Marana Police Department August Crime Report

	Jan	Feb	Mar	Apr	May	Jun	Jul	Aug	Sep	Oct	Nov	Dec	Total
2021 FBI Rpt'd Major Crime Total*	100	103	110	86	102	107	120	90					818
2021 Actual Major Incidents Total	124	104	113	93	106	109	121	93					863
5Y (2016-2020) P1 Average	108	90	91	80	96	94	95	102					755
Homicide	0	0	0	0	0	0	1	0					1
Sexual Assault	0	1	1	0	2	1	0	0					5
Robbery	2	3	0	0	2	0	0	0					7
Aggravated Assault	0	5	1	3	1	4	4	1					19
Burglary	5	2	5	6	3	9	2	2					34
Larceny (exc. Shoplifting)	62	29	36	39	41	33	45	32					317
Larceny/Shoplifting	53	60	68	44	52	58	69	54					458
Motor Vehicle Theft	2	3	2	1	5	3	0	3					19
**Rec MV Theft (Oth Agency)	1	2	4	2	2	3	2	5					21
Arson	0	1	0	0	0	1	0	1					3



*FBI Counts reflect implementation of FBI Rule: Concept of Same Time & Place resulting in differing counts of actual incidents and crimes reported. ** O/S Agency Recovered Stolen by MPD are rpt'd to FBI by originating agency not MPD. Data Source/Extraction Date: Spillman OFNS, 9/2/2021. Classifications may change as a result of quality control and reclassifications.

Crime Analyst Janice Moser