

COUNCIL  
**EXECUTIVE**  
REPORT

AUGUST / 2018



[MaranaAZ.gov/Council-Reports](http://MaranaAZ.gov/Council-Reports)

# INTRODUCTION

This issue of the Council Executive Report provides a summary of the Town's performance during August 2018. The information is organized in sections based on the Town's General Plan:

**LAND MANAGEMENT:** How Marana plans to use the land and where the Town expects growth.

**BUILT ENVIRONMENT:** Man-made structures built on the land. It is used to describe all structures, facilities and other physical infrastructure, and includes urban and rural development, telecommunications, utility networks, transportation systems, and sewer treatment and conveyance systems.

**RESOURCE MANAGEMENT:** Provides guidance in managing Marana's renewable and non-renewable resources. Elements include open space and trails, cultural resources, water resources and energy.

**PEOPLE AND COMMUNITY:** Marana values its citizens, businesses and visitors and strives to create a high quality of life. This theme ensures that citizen, business and visitor needs are addressed equally and includes public safety, parks and recreation, economic vitality and community involvement.

## COUNCILMEMBERS

Mayor Ed Honea

Vice Mayor Jon Post

Councilmember David Bowen

Councilmember Patti Comerford

Councilmember Herb Kai

Councilmember John Officer

Councilmember Roxanne Ziegler

# TABLE OF CONTENTS

- LAND MANAGEMENT
  - Development Projects ..... 4
  
- BUILT ENVIRONMENT
  - Capital Improvement Projects ..... 6
  - August Permitting Report..... 8
  
- RESOURCE MANAGEMENT
  - Water Connections & Service Provision..... 9
  
- PEOPLE AND COMMUNITY
  - New Businesses ..... 10
  - Public Services.....11

# LAND MANAGEMENT

This list outlines Development Services projects in August. Projects can be in process for various lengths of time and will show up for several months after initial submittal until completed.

## RESIDENTIAL

### 1. The Village at Barnett Final Plat

**Size:** 250 lots / 69.2 acres  
**Applicant:** RB Land Barnett Partners, LLC  
**Status:** Waiting for final submittal  
[Submittal 2](#)

### 2. Linda Vista Village Preliminary Block Plat

**Size:** 263 residential lots + 7 blocks / 196 acres  
**Applicant:** Red Point Development  
**Status:** To Town Council 9/4  
[Final Submittal](#)

### 3. Desert Oasis at Twin Peaks Final Plat

**Size:** 74 lots / 36.8 acres  
**Applicant:** AJS Oasis, LLC for Mattamy Homes  
**Status:** Waiting for 3rd submittal  
[Submittal 2](#)

### 4. Twin Peaks Vista Preliminary Plat

**Size:** 58 lots / 24 acres  
**Applicant:** Mattamy Homes  
**Status:** Waiting for 2nd submittal  
[Submittal 1](#)

### 5. The Estates at Camino de Manana Final Plat

**Size:** 5 lots / 6.59 acres  
**Applicant:** Dynamic Civil Designs LLC  
**Status:** Waiting for 2nd submittal  
[Submittal 1](#)

### 6. Silverbell Ridge Estates Final Block Plat

**Size:** 3 blocks / 56.4 acres  
**Applicant:** Oracle Engineering  
**Status:** To Town Council 9/4  
[Submittal 3](#)

### 7. Saguaro Bloom Block 8A Final Plat

**Size:** 5 lots / 2.3 acres (revised area only)  
**Applicant:** Michael Baker Engineering  
**Status:** Waiting for final submittal  
[Submittal 3](#)

### 8. Lazy K Bar Ranch Preliminary Plat

**Size:** 178 lots / 138 acres  
**Applicant:** Pulte Homes  
**Status:** To Town Council 9/4  
[Final Submittal](#)

### 9. Gladden Farms Block 35 Final Plat

**Size:** 105 lots / 28.7 acres  
**Applicant:** Forest City Southwest  
**Status:** To Town Council 9/4  
[Final Submittal](#)

### 10. Rancho Marana 154 Block 3 Preliminary Plat

**Size:** 128 lots / 24.0 acres  
**Applicant:** Meritage Homes  
**Status:** 3rd submittal in review  
[Submittal 3](#)

### 11. Scenic Drive Annexation

**Size:** 30.59 acres  
**Applicant:** Scenic Drive Residents  
**Status:** In review  
[Proposed Map](#)

### 12. Tortolita Ridge Rezoning

**Size:** 30.59 acres  
**Applicant:** Scenic Drive Residents  
**Status:** Waiting for final submittal  
[Conceptual Site Plan](#)

## COMMERCIAL

### 13. Golden Leaf Wellness Facility Conditional Use Permit

Expansion of the existing 6,600 square foot medical marijuana facility. Formerly called Nature Med.  
**Size:** 17,000 square feet  
**Applicant:** John Feneck  
**Status:** To Planning Commission 9/26  
[Submittal 2](#)

### 14. Northwest Fire Station #37

Proposed construction of a fire station along Dove Mountain Blvd, north of Heritage Highlands.  
**Size:** 8,881 square feet  
**Applicant:** DOWL  
**Status:** Waiting for 2nd submittal  
[Submittal 1](#)

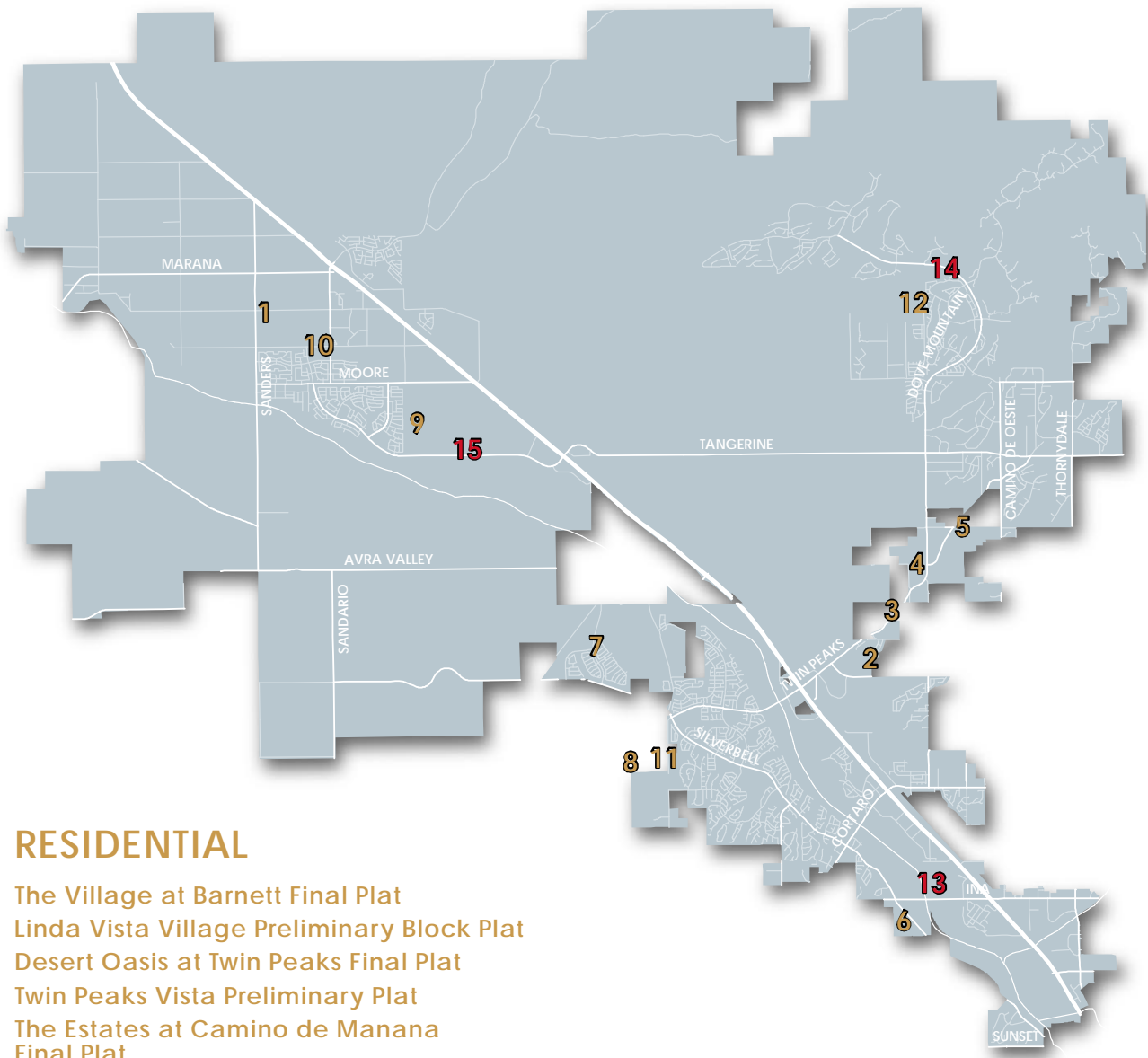
### 15. Northwest Fire Station #41

Proposed construction of a fire station along Tangerine Road, west of Interstate 10.  
**Size:** 9,925 square feet  
**Applicant:** DOWL  
**Status:** Waiting for 2nd submittal  
[Submittal 1](#)

**ADDITIONAL RESOURCES:** [Online Projects Map](#) / [Public Notices](#) / [Public Hearing Search](#)

# LAND MANAGEMENT

This map shows the locations of Development Services projects in August. Please refer to the previous page or the [online projects map](#) for more details.



## RESIDENTIAL

1. The Village at Barnett Final Plat
2. Linda Vista Village Preliminary Block Plat
3. Desert Oasis at Twin Peaks Final Plat
4. Twin Peaks Vista Preliminary Plat
5. The Estates at Camino de Manana Final Plat
6. Silverbell Ridge Estates Final Block Plat
7. Saguaro Bloom Block 8A Final Plat
8. Lazy K Bar Ranch Preliminary Plat
9. Gladden Farms Block 35 Final Plat
10. Rancho Marana 154 Block 3 Prelim. Plat
11. Scenic Drive Annexation
12. Tortolita Ridge Rezoning

## COMMERCIAL

13. Golden Leaf Wellness Facility Conditional Use Permit
14. Northwest Fire Station #37
15. Northwest Fire Station #41

ADDITIONAL RESOURCES: [Online Projects Map](#) / [Public Notices](#) / [Public Hearing Search](#)

# BUILT ENVIRONMENT

## CAPITAL DESIGN & CONSTRUCTION REPORT

The table tracks the process of major construction and design projects in the Town of Marana.

### DESIGN

#### 1. Silverbell Road Sidewalk

**Description:** Construction of new sidewalk on the west side of Silverbell Road between Twin Peaks and Coachline

**Budget:** \$310,000

**Status:** In Design **Start Date:** January 2019

#### 2. El Rio Riparian Restoration Project

**Description:** 250 lots / 69.2 acres

**Budget:** \$357,963

**Status:** In Design **Construction Timeline:** FY 2020

#### 3. Avra Valley Road Reconstruction

**Description:** Reconstruction of Avra Valley Road from Sanders Road to the western Town limits.

**Budget:** \$2,337,800

**Status:** In Design **Construction Timeline:** FY 2020

#### 4. Lon Adams Road Reconstruction

**Description:** Reconstruction of Lon Adams Rd from Grier Rd to Barnett Rd. This project will replace the existing pavement section, add sidewalks, ADA sidewalk ramps, lighting, landscaping, and will improve the drainage for the road and Ora Mae Harn Park.

**Budget:** \$2,330,000

**Status:** In Design

#### 5. Camino de Oeste Restoration

**Description:** Widening of the current Camino De Oeste roadway to 30 feet in width from Rain Cloud St to Moore Rd.

**Budget:** \$1,460,000

**Status:** In Design **Construction Timeline:** FY 2020

#### 6. North Thornydale Road Widening

**Description:** Widening of the current Thornydale Road to 30 feet in width from Tangerine Crossing Dr to Moore Rd. This road will have 6 foot shoulders, a multi-use path, and landscape improvements.

**Budget:** \$1,460,000

**Status:** Planning

**Timeline:** Design, FY 2019; Construct, FY 2020

#### 7. Shared Use Path, Cal Portland Extension

**Description:** Connecting the Shared Use Path across the Cal Portland property

**Budget:** \$1,590,000

**Status:** Feasibility Study

#### 8. CAP Trailhead

**Description:** Design of the trailhead of the new CAP Canal trail connection in Marana

**Budget:** \$90,000

**Status:** Design

### CONSTRUCTION

#### 9. Marana Public Safety Facility

**Description:** Design and construction of an approximately 55,000 square foot police facility at the Marana Municipal Complex.

**Budget:** \$22,820,000

**Status:** Construction **Completion:** Sept. '18

#### 10. Ina Road Improvements

**Description:** Pavement restoration on Ina Road from Camino de Oeste to the eastern Town limits, including ADA sidewalk ramp upgrades, sidewalk infill, and landscape improvements.

**Budget:** \$4,408,078

**Status:** Bid Advertisement **Start:** Sept. '18

#### 11. Aerie Drive Improvements

**Description:** Pavement restoration and ADA upgrades on Aerie Drive.

**Budget:** \$855,000

**Status:** Bid Advertisement **Start:** Sept. '18

#### 12. Starry Night Lane

**Description:** Pavement repair due to settlement.

**Budget:** \$170,000

**Status:** Construction **Completion:** Sept. '18

#### 13. Tangerine Road Phase 1

**Description:** Widening of Tangerine Road to four lanes from Dove Mountain Blvd in the Town of Marana to La Canada Drive in the Town of Oro Valley.

**Budget:** \$58,000,000

**Status:** Construction **Completion:** Nov. '18

#### 14. Coachline Boulevard Reconstruction

**Description:** Pavement restoration on Coachline Blvd from Silverbell Rd north of Linda Vista Blvd to the intersection of Silverbell Rd and Continental Reserve Loop.

**Budget:** \$4,064,049

**Status:** Construction **Completion:** Nov. '18

#### 15. Shared Use Path Phase III

**Description:** Construction of a 2.7 mile shared-use path running along the northeastern bank of the Santa Cruz River.

**Budget:** \$1,000,000

**Status:** Construction **Completion:** Nov. '18

#### 16. Arizona Pavilions Traffic Signal

**Description:** Construction of a traffic signal at the intersection of Arizona Pavilions Drive and Walmart driveway, converting the existing traffic control from a multi-way stop to a signalized intersection.

**Budget:** \$500,000

**Status:** Bid Advertisement **Completion:** Nov. '18

#### 17. Water Reclamation Facility

**Description:** Perform detailed design and construct Phase I of the expansion to a treatment capacity of 1.5 MGD.

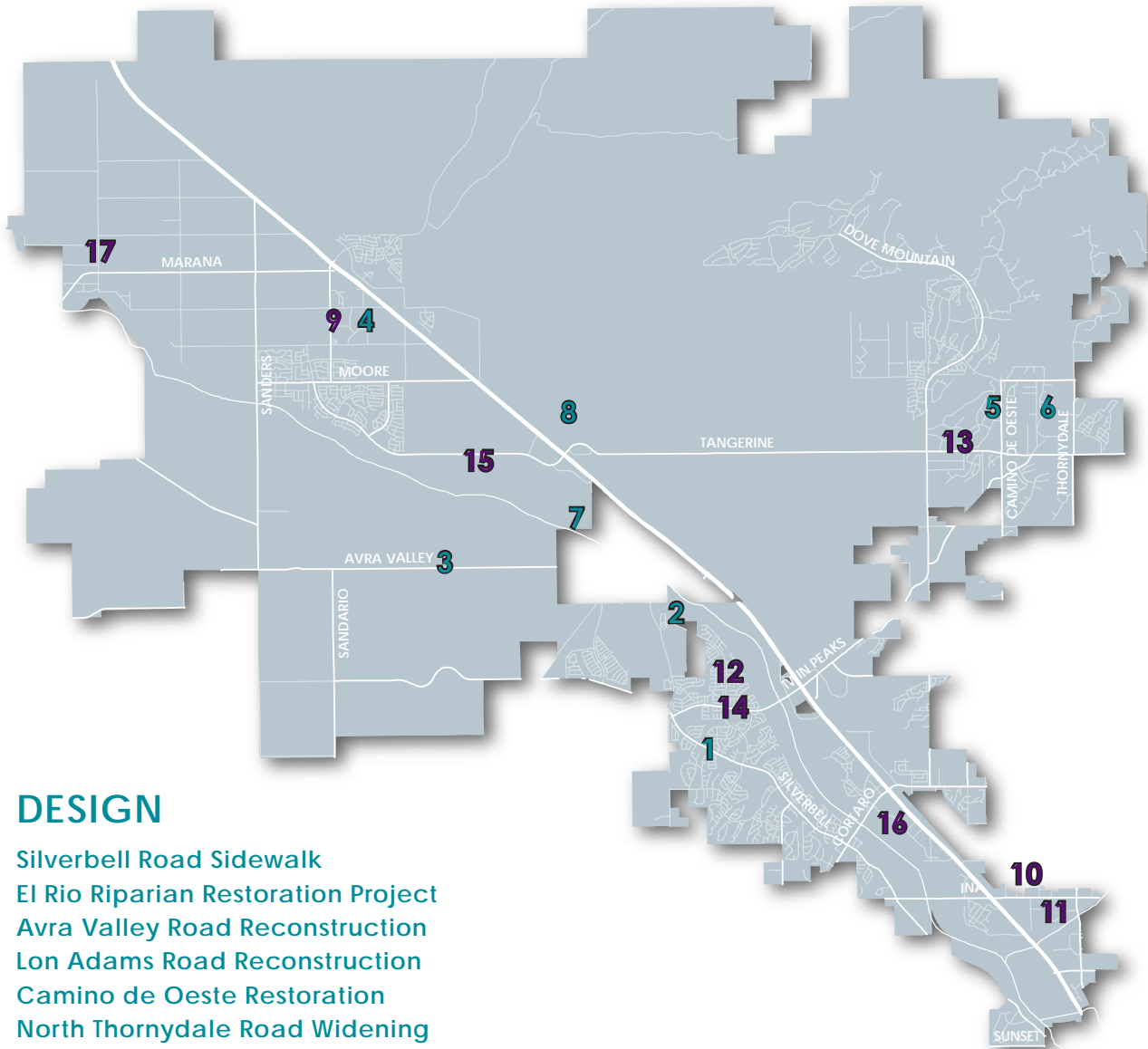
**Budget:** \$24,000,000

**Status:** Plant Testing Phase **Completion:** Oct. '18

# BUILT ENVIRONMENT

## CAPITAL DESIGN & CONSTRUCTION MAP

The map below indicates the location of capital improvement projects in the Town of Marana.



### DESIGN

- 1. Silverbell Road Sidewalk
- 2. El Rio Riparian Restoration Project
- 3. Avra Valley Road Reconstruction
- 4. Lon Adams Road Reconstruction
- 5. Camino de Oeste Restoration
- 6. North Thornydale Road Widening
- 7. SUP, Cal Portland Extension
- 8. CAP Trailhead

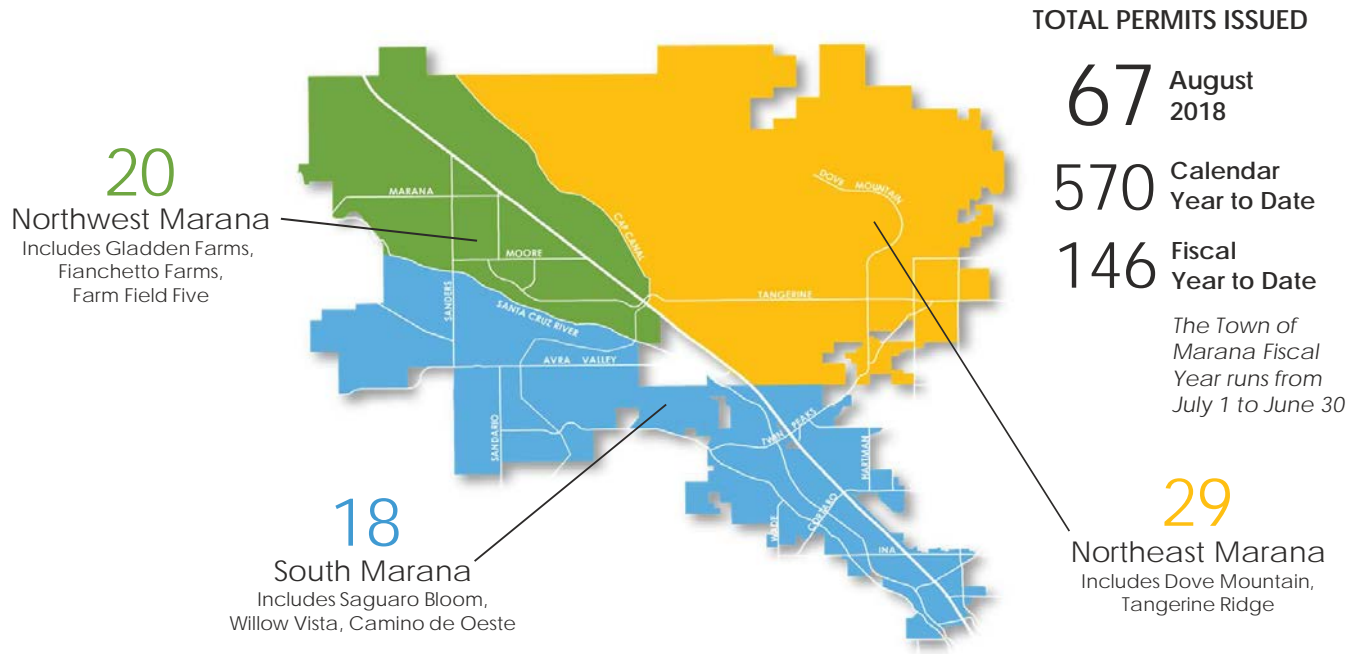
### CONSTRUCTION

- 9. Marana Public Safety Facility
- 10. Ina Road Improvements
- 11. Aerie Drive Improvements
- 12. Starry Night Lane
- 13. Tangerine Road Phase 1
- 14. Coachline Blvd. Reconstruction
- 15. Shared Use Path III
- 16. Arizona Pavilions Traffic Signal
- 17. Wastewater Reclamation Facility

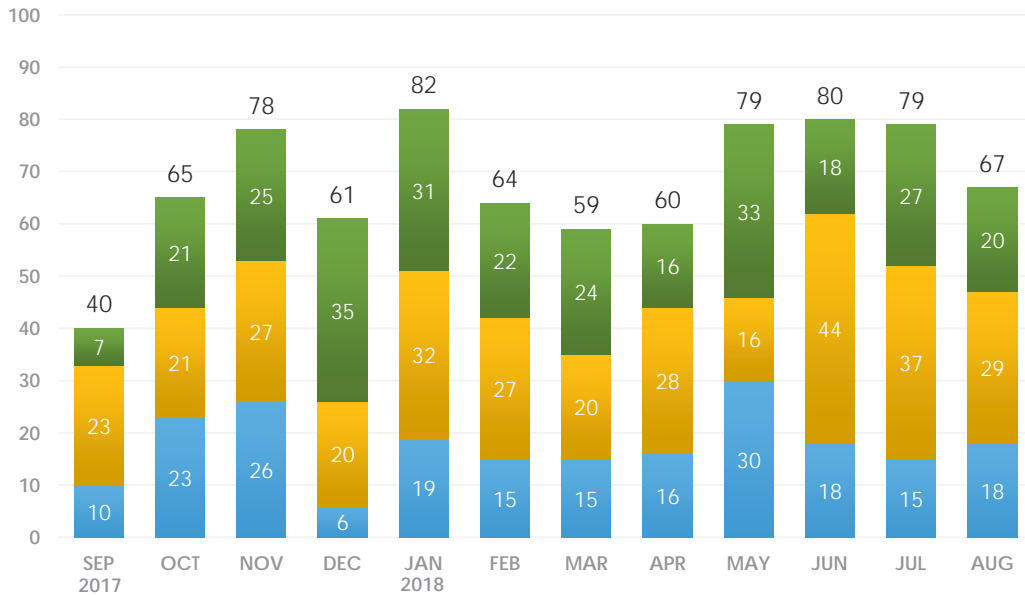
ADDITIONAL RESOURCES: [Online Projects Map](#) / [Public Notices](#) / [Public Hearing Search](#)

# BUILT ENVIRONMENT

## SINGLE FAMILY RESIDENTIAL PERMITS - BY REGION



## SINGLE FAMILY RESIDENTIAL PERMITS - 12 MONTH TREND



## COMMERCIAL PERMITS



**5**  
Tenant Improvements



**28**  
Pool/Spa Permits



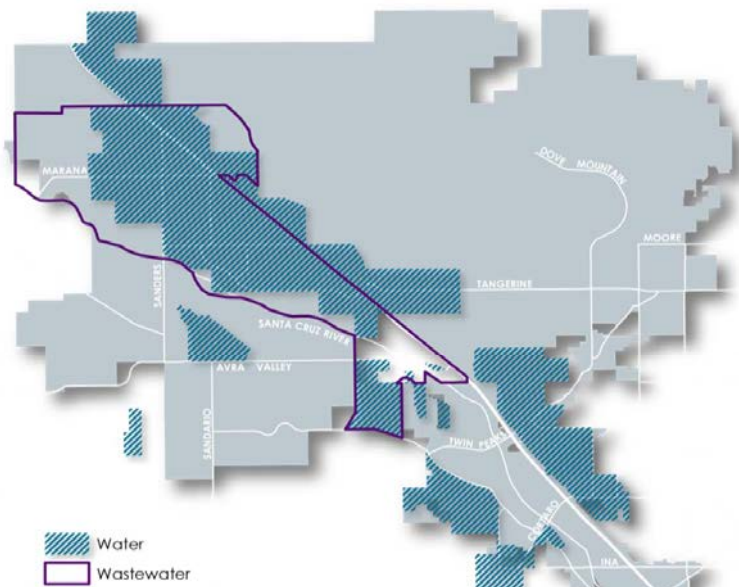
**44**  
Solar Permits



# RESOURCE MANAGEMENT

## WATER/WATER RECLAMATION

### SERVICE AREAS\*



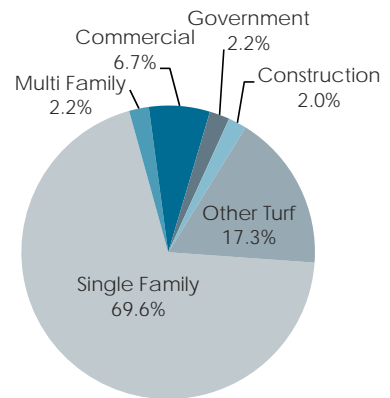
\*This map is intended to be used for general reference only, showing only the 10 year planning area. For more specific information on Marana Water's water and wastewater service areas, please contact Marana Water.

### NEW CONNECTIONS / AUG 2018

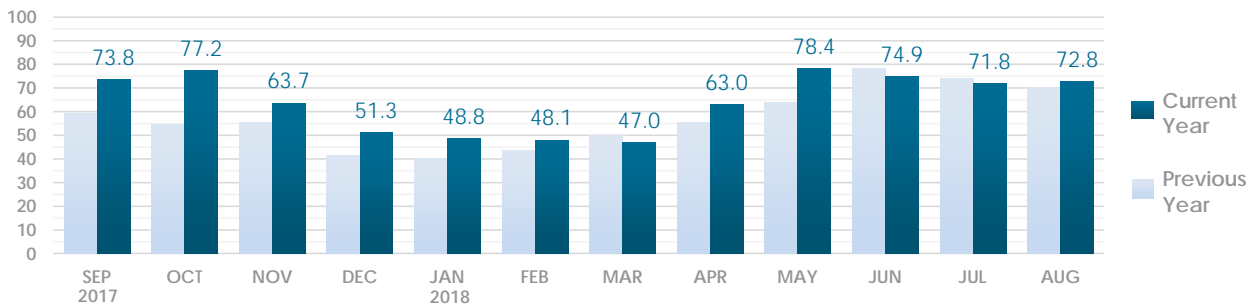
**40** Water Meters Installed

**28** Sewer EDUs Issued

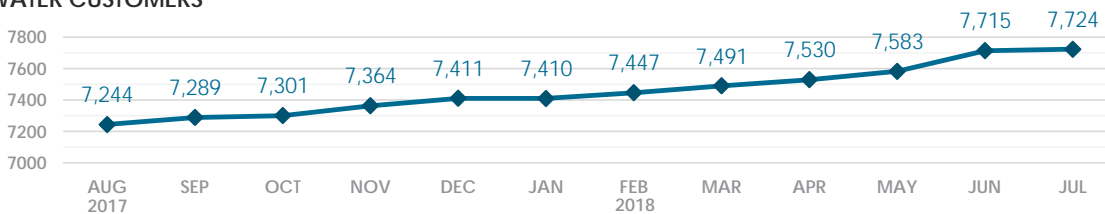
### USAGE BY TYPE / AUG 2018



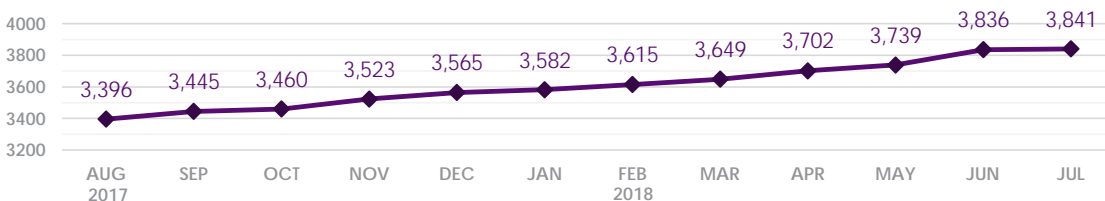
### MILLIONS OF GALLONS BILLED PER MONTH



### WATER CUSTOMERS



### SEWER CUSTOMERS



# ECONOMIC VITALITY

## NEW BUSINESSES:

The following filed for new business licenses in August.

NAME	BUSINESS TYPE	CITY OF ORIGIN	STATE OF ORIGIN
IMPERIAL POOLS AND DESIGN LLC*	CONTRACTOR	TUCSON	AZ
JOSHUA MEDINA*	PEDDLER	MARANA	AZ
HORSE HEALING GATEWAY*	SERVICE	MARANA	AZ
RIVAS CUSTOM BUILDERS LLC	CONTRACTOR	TUCSON	AZ
J.R. GENERAL SERVICES LLC*	SERVICE	MARANA	AZ
FG GOOD GUYS BUILDERS LLC	CONTRACTOR	TUCSON	AZ
MWN ELECTRICAL CONTRACTOR LLC*	CONTRACTOR	MARANA	AZ
WETHERBEE TILE LLC	CONTRACTOR	SAHUARITA	AZ
EDWARD JONES BRANCH #72041*	SERVICE	TUCSON	AZ
K2 ELECTRIC INC	CONTRACTOR	PHOENIX	AZ
SENEGENCE INTERNATIONAL INC	WHOLESALERS	FOOTHILL RANCH	CA
AZ PRO TILE*	CONTRACTOR	TUCSON	AZ
STATEWIDE LAND SURVEYING	SERVICE	ORO VALLEY	AZ
SUSAN KIBLER*	SERVICE	TUCSON	AZ
SHARANNE GROSS*	SERVICE	MARANA	AZ
ORANGE THEORY FITNESS*	SERVICE	MARANA	AZ
CONSTRUCTION WITH QUALITY	CONTRACTOR	TUCSON	AZ
SIR GROUT TUCSON	SERVICE	ORO VALLEY	AZ
FRANKLIN STRIPING INC	CONTRACTOR	PHOENIX	AZ
CARDNO	SERVICE	TUCSON	AZ
REVEGETATION SERVICES	CONTRACTOR	MESA	AZ
ICON POWER	CONTRACTOR	TEMPE	AZ
360 ORGANIZATION LLC*	SERVICE	MARANA	AZ
HUFCOR	CONTRACTOR	MESA	AZ
DAWN-STARR CROWTHER @ LSPA*	SERVICE	TUCSON	AZ
TORTOLITA LANDSCAPING LLC*	SERVICE	TUCSON	AZ
ANA LILIA MERCADO CHAVEZ@LSPA*	SERVICE	TUCSON	AZ
DIGITAL APP SOLUTIONS*	SERVICE	TUCSON	AZ
RIVERA'S BURRITOS AND MORE	PEDDLER	TUCSON	AZ
VIBRANT BATH & BODY*	PEDDLER	MARANA	AZ
JUST IN TIME INDUSTRIAL SUPPLY*	SERVICE	MARANA	AZ
2ND SUNDAY VINTAGE MARKET*	PEDDLER	TUCSON	AZ
MITEL CLOUD SERVICES	SERVICE	MESA	AZ
HUSSMAN SERVICES CORPORATION	CONTRACTOR	PHOENIX	AZ
ARIZONA SOUTHWEST SOLAR & PORTERIZED	CONTRACTOR	VAIL	AZ
GENERAL FIRE SYSTEMS LLC	SERVICE	TUCSON	AZ
BLUE WATER SAFETY SYSTEMS	CONTRACTOR	SCOTTSDALE	AZ
SABROSA'S TACOS Y DOGS*	CONTRACTOR	LAKE HAVASU CITY	AZ
	PEDDLER	TUCSON	AZ

\*Indicates the business is physically located within the Town of Marana\*

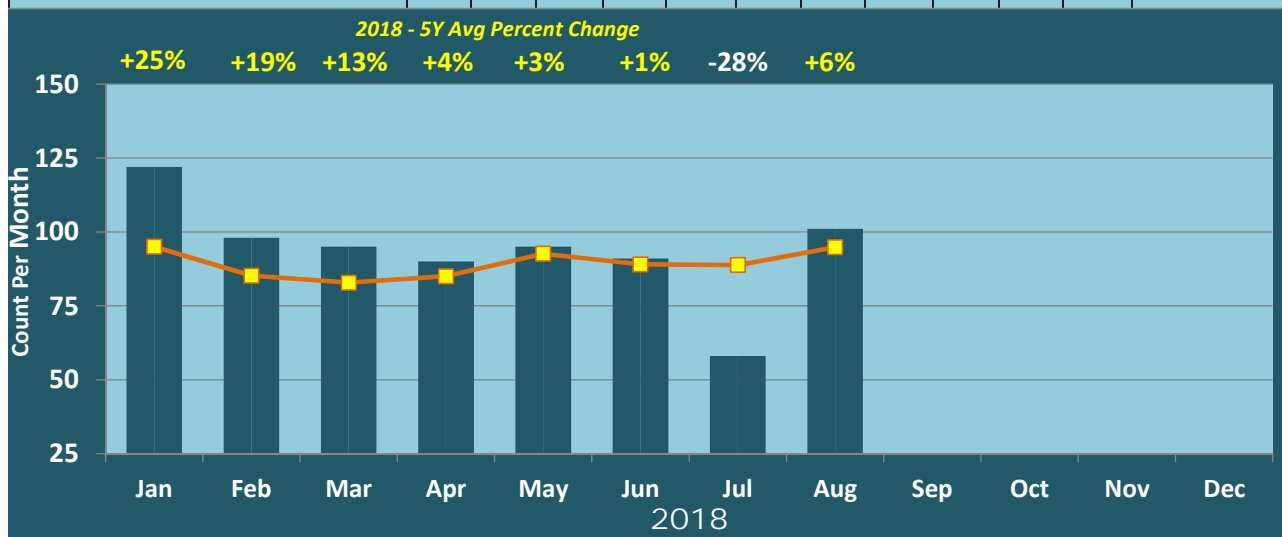
# PEOPLE AND COMMUNITY

## MARANA ANIMAL SERVICES Service Metrics – July 2018

Pet Licenses Issued:	333
Stray Pets:	35
Stray Pets Returned to Owner:	22
Licensing Revenue:	\$7,190.00
Program Donations:	\$312.00
Pet Adoptions:	5

## PUBLIC SAFETY Crime Data – August 2018

Crime	Jan	Feb	Mar	Apr	May	Jun	Jul	Aug	Sep	Oct	Nov	Dec	Total
2018 Part 1 Crime Total	122	98	95	90	95	91	58	101	0	0	0	0	750
5Y (2012-2016) P1 Average	95	85	83	85	93	89	89	95					713
Homicide	0	0	0	0	0	0	0	0					0
Sexual Assault	1	1	0	0	1	0	1	0					4
Robbery	1	0	0	0	2	0	0	0					3
Aggravated Assault	3	3	3	0	3	2	3	4					21
Burglary	14	5	3	5	2	4	4	3					40
Larceny (exc. Shoplifting)	45	32	35	30	36	30	19	58					285
Larceny/Shoplifting	51	54	51	47	44	43	24	34					348
Motor Vehicle Theft	5	3	3	5	7	12	7	2					44
*Rec MV Theft	3	1	3	3	3	1	2	1					17
Arson	2	0	0	3	0	0	0	0					5



Data Source/Extraction Date: Spillman OBSV, 9/4/18. Data displayed reflect case counts. Crime counts may change pending quality control and reclassifications. Crime counts may differ from MPD Record's Unit counts provided to FBI based on Uniform Crime Reporting Scoring Criteria.

\*Motor Vehicle Recoveries are not included in Part One Crime Total for FBI reporting.

Crime Analyst Janice Moser